

# SONATA







# Technology loves you.

And it makes perfect sense. The all-new Sonata is winning hearts and minds with its advanced technologies that actually care for your well-being. Its advanced technologies work invisibly behind the scenes to liberate you from the worries and stress of driving and make you a smarter, better and safer driver. From the exterior styling to the driving dynamics, Sonata projects sensuous sportiness which serves as the guiding concept throughout Sonata's development. And because today's drivers want a smart, personalized experience, Sonata answers the call with a suite of connectivity and convenience features. Whatever your lifestyle, Sonata is the perfect fit that will open the door to a whole new world of driving freedom and pleasure.

# Make a statement with Sonata's transformational technology.

Sonata's high style not just sparks the emotions but also delivers high rewards with innovative design features like the gradient hidden light technology, a sure conversation starter that adds to Sonata's mystique. Sonata's high-tech image is reinforced with LED rear combination lamps and available full-LED front lighting. For a statement that expresses high performance, Hyundai offers an 18-inch alloy wheel package and premium Pirelli tires.



Radiator grille/LED daytime running lights (DRL)/LED Projection headlamps/front parking sensors



18 inch Alloy wheels



Horizontal LED rear combination tail lights











# A step closer to perfection.

Every detail of the Sonata is truly new yet all of the key touchpoints feel so familiar and instinctive to use — for a feeling of total trust and confidence. The new Sonata has a striking presence achieved through a harmonized balance between proportion, architecture, styling and technology. Every curve and every bend add to the premium accent of the car.

The all new Sonata: It really does bring you closer to driving perfection than ever before.





# Rule the road.

Sonata flexes its muscles on command to keep you feeling confident and in charge of all driving situations. Whether cruising along the open highway or working through stop-and-go city traffic, there's a nimble yet dynamic quality that calms, relaxes and satisfies the driver. Steering is light yet precise and the ride is silky smooth. Premium appointments such as the head-up display and SuperVision gauge cluster further elevate driver's awareness and safety.



12.3" high resolution TFT LCD



Head-up display









# Sheer Rear.

The design cues continue towards the rear. The connected LED Rear lamps are incorporated with rear air fins which create a unique style and enhance aerodynamic performance. The rear bumper design and extended LED lights provide a broad stance, giving Sonata its perfect blend of sporty and classy look. Rear parking sensors, smart trunk opener and rear LED fog lamps further provide the driver convenience on journeys long and short.



Horizontal LED rear combination tail lights



Smart Trunk



Sporty rear bumper/Rear parking sensors/Rear camera



# My comfort zone.

Sonata has a way of becoming a part of you, an extension of your body. Its seats cradle you while gauges, control knobs and pedals align perfectly with eyes, hands and feet for a sense of complete confidence and total control.

The floating infotainment display offers you latest features and connectivity, while you nestle comfortably in the Leather upholstered luxury seats.



8" floating infotainment system display









10-way powered driver seat with lumbar support



# Arrive relaxed.

Sonata takes equally good care of its passengers with seats that bolster and support the spine's natural S-curve so you can really feel the difference that good design makes. The relaxation comfort seat allows the front passenger to unwind by replicating the spinal support of a reclining chaise lounge to achieve a feeling of near weightlessness.



60:40 split folding seats



Rear seat with armrest

# Maximum engagement.

Step inside and discover an interior that engages and satisfies all the senses. The cabin is a visual feast projecting elegance and warmth while delivering a rich tactile experience. The dials of the SuperVision cluster come to life with stunning clarity and show impressive depth. Numbers and batons are crisp and clean with the gauges scoring big points for their elegance and functional simplicity.



12.3 inch full LCD cluster/Integrated driving mode (Comfort/Smart/Eco/Sport/Custom)

The SuperVision cluster seamlessly integrates an expanded array of information presented in clear, concise and colorful graphics. By automatic adjustment of the transmission shift schedule, the integrated driving mode offers the driver a choice of five types of drive settings to suit drive preference, each displayed in its own specific color.



Remote engine start



**Wireless smartphone charging system**

Lost or misplaced recharging cords? The cord is a thing of the past with the wireless smartphone charging system that ensures your phone will never go dead.



Push start button



Smart door handle with welcome light



# Power with precision.

Sonata dials it up with a choice of two new and improved powertrains mated to a six-speed automatic gearbox. Gear selection is controlled by a new shift-by-wire selector that makes for safer, more precise and fool-proof gear changes and its smaller footprint clears up valuable space on the center console. This same push-button convenience is brought to the electronic parking brake which comes with auto-hold that allows the driver to remove his foot from the brake pedal during stops to relax the leg muscles while maintaining brake pressure.

## 2.0 MPi Gasoline Engine

**152** Maximum Power  
HP/6,200 rpm  
**192** Maximum Torque  
nm/4,500 rpm

## 2.5 MPi Gasoline Engine

**180** Maximum Power  
HP/6,000 rpm  
**232** Maximum Torque  
nm/4,000 rpm



Shift-by-wire automatic transmission










# Take every precaution.

Sonata leaps to the front of the race for a lighter, more rigid body structure by using more high-specification steel alloys than ever before. Not only is the body the stiffest ever, but it is 24 kg lighter and quieter than previous generation models. That ensures Sonata meets and, in many cases, even exceeds the most stringent crash safety test standards in the world.



## Multiple skeleton engine room structure

Safety critical sub-structures, particularly the dash crossmembers and A-pillars are made with hot-stamped steel to attain the highest possible rigidity and better withstand crash impact forces. The novel design even protects cabin occupants against the dangers of secondary impacts—the collisions that can often take place after the initial collision

## 6 airbag system

- 1) Dual SRS Airbags (D+P)
- 2) Front Seat Side (Driver+Passenger)
- 3) Curtain Airbags

# Always Safe.

A road mishap may not be on your radar, but Hyundai Sonata is best-in-class when it comes to your safety. All geared up with Auto Brake Hold, Electronic Parking Brake, Electronic Stability Control, Hill-Start Assist, ISOFIX Child Seat Anchors and 6 Airbags. Sonata's top-notch safety technology loves and protects you like family.



Auto brake hold



Auto child lock



Hill-Start Assist



Electronic Stability Control (ESC)  
and Traction Control







Panoramic roof

# Features.



Front personal LED Lamps



Rear window curtain



LED headlamps (Projection type)/Daytime running light (LED)



Horizontal LED Rear Tail lights with LED turn signal lamps



Rear AC vents



Black & Chrome coating radiator grille



LED high mount stop lamp



Powered rear curtain





18" Alloy wheel



Wireless charging



Dual zone automatic climate control



Rear armrest



Rear camera and concealed boot lid button



Shift-by-wire 6-Speed automatic transmission



8" Floating infotainment system display



10-way powered Driver Seat + 4 way powered Passenger Seat

# Interior colors.




Camel two-tone interior



Leather

# Exterior colors.



Polar White

Metallic Silver

Hampton Gray

Oxford Blue

Diamond Metallic Black

# Specifications.



Overall height (mm)

1,445

Wheel base (mm)  
Overall length (mm)

2,840  
4,900



Overall width (mm)  
Wheel tread\* (mm)

1,860  
1,618



Wheel tread\* (mm)

1,625



# Specifications.

Type		Sonata 2.0	Sonata 2.5	
Dimensions	Body Type	Sedan	Sedan	
	Exterior L x W x H (mm)	4900 x 1860 x 1445	4900 x 1860 x 1445	
	Wheelbase (mm)	2840	2840	
	Ground Clearance (mm)	155	155	
	Kerb Weight (kg)	1415	1415	
	Gross Vehicle Weight (kg)	1960	1975	
	Minimum Turning Radius (m)	5.48	5.48	
	Number of Doors	4 doors	4 doors	
	Seating Capacity	5 persons	5 persons	
	Number of Seating Rows	2 rows	2 rows	
Luggage Compartment Capacity (Ltr.)	510	510		
Engine	Fuel Type	Petrol	Petrol	
	Emission Standard	Euro 2	Euro 2	
	Displacement (cc)	1999	2497	
	Max Power kW (HP)/rpm	115 (152)/6200	132 (180)/6000	
	Max Torque N-m/rpm	192/4500	232/4000	
	Engine Type	DOHC 16-Valve w/ Dual CVVT	Smart Stream 2.5 MPi	
	Cylinders	In-Line 4-Cylinder	In-Line 4-Cylinder	
	Compression Ratio	10.3	10.5:1	
	Fuel System	MPi	MPi	
	Fuel Tank Capacity (l)	60L	60L	
Drive Type & Transmission	Drive	2WD	2WD	
	Transmission	6-Speed A/T	6-Speed A/T	
	Gear	Button (Shift by Wire)	Button (Shift by Wire)	
	Drive Mode Select	Smart/Sport/Eco/Custom/Comfort	Smart/Sport/Eco/Custom/Comfort	
Wheel & Tyre	Wheel & Tyre	Wheel Type	Alloy Wheel	Alloy Wheel
		Wheel Size	18"	18"
		Tyre Size	235/45/R18	235/45/R18
	Spare Tyre	Full Size Wheel & Tire	o	o
Suspension	Front	McPherson Strut	McPherson Strut	
	Rear	Multi-link	Multi-link	
Steering Wheel	Steering Wheel	Material	4-Spoke Leather	4-Spoke Leather
		Electronic Power Steering	o	o
		Adjustment	Tilt & Telescopic	Tilt & Telescopic
Brake	Brake	Front	Disc 16"	Disc 16"
		Rear	Disc 15"	Disc 15"
	Anti-Lock Braking System (ABS)	o	o	
	Electronic Brake-Force Distribution (EBD)	o	o	
	Brake Assist (BA)	o	o	
	Parking Brake	Auto Brake Hold	o	o
Electronic Parking Brake (EPB)		o	o	

Type		Sonata 2.0	Sonata 2.5	
Locks & Security	Door Locking	Central Door Locking	◦ (D+P)	
		Speed Sensing Door Lock	◦	
		Child Safety Lock	Auto	
	Remote Fuel-Lid	◦	◦	
	Tail Gate Opener	◦	◦	
	Smart Trunk Opener	◦	◦	
	Remote Boot Lid Opener	◦	◦	
	Key Set	Keyless Entry	Smart Key	Smart Key
		Burglar Alarm	◦	◦
		Push Start Button	◦	◦
Remote Engine Start		◦	◦	
Immobilizer	◦	◦		
Exterior	Front Radiator Grille	Black & Chrome Coating	Black & Chrome Coating	
	Bumper	Front	Body Color with Piano Black	
		Rear	Body Color with Piano Black	
	Side Mirror	Finish	Body Color with Piano Black Coating	Body Color with Piano Black Coating
		Electrically Adjustable	◦	◦
		Electrically Retractable	◦	◦
		with Turn Signal	◦ (LED)	◦ (LED)
	Mud Guard (Front & Rear)	◦	◦	
	Side Skirt	Body Color w/ Black Paint	Body Color w/ Black Paint	
	Rear LED Reflector	◦	◦	
Scuffplate	◦	◦		
Front Splitter	◦ (Piano Black)	◦ (Piano Black)		
Door	Door Trim	Camel Two-Tone (Leather)	Camel Two-Tone (Leather)	
	Map Pocket	◦	◦	
	Door Outside Handle	Body Colored	Body Colored	
	Door Inside Handle	Chrome Coating	Chrome Coating	
	Door Sash Blackout	◦	◦	
Power Window	Auto Up/Down & Safety (D+P)	Auto Up/Down & Safety (D+P)		
Roof	Inside Rear View Mirror	ECM	ECM	
	Sunvisor	Vanity Mirror with Illumination	Vanity Mirror with Illumination	
	Panoramic Roof	◦	◦	

# Specifications.

Type		Sonata 2.0	Sonata 2.5	
Seat	Seat Upholstery	Leather	Leather	
	Front Seat	Headrest	Up/Down (D+P)	Up/Down (D+P)
		Seat Height Adjuster	Powered (Driver only)	Powered (Driver only)
		Power Seat	Driver (8-way) & Passenger (4-way)	Driver (8-way) & Passenger (4-way)
		Lumbar Support	Powered (Driver Only)	Powered (Driver Only)
		Centre Console Box	o	o
		Footrest	o	o
		Seat Back Pocket	o (D+P)	o (D+P)
	Rear Seat	Headrest	Up/Down (LH/RH/CTR)	Up/Down (LH/RH/CTR)
		Armrest with Cup Holder	o	o
		Rear USB Charging	o	o
		Rear Seat Reclining	60:40 Folding	60:40 Folding
		Rear Door Side Curtain	o	o
		Power Rear Sunshade	X	o (Powered)
Leather Foamed Seat Corners		o	o	
Lighting	Front	Headlamp	Tetra LED Projection Headlamp	Tetra LED Projection Headlamp
		Daytime Running Lamp	o With Gradient Hidden Light Technology	o With Gradient Hidden Light Technology
		Headlight Delay	o	o
	Rear	Rear Combination Lamp	Horizontal LED rear combination tail lights	Horizontal LED rear combination tail lights
		High Mount Stop Lamp	o	o
		Rear Fog Lamp	LED	LED
		Air Fins	o	o
	Cabin	Front Personal Lamp	LED	LED
		Rear Reading Lamp	LED	LED
	Instrument	Cluster Type	12.3 Inch High Resolution TFT LCD	12.3 Inch High Resolution TFT LCD
Illumination Dimmer		o	o	
Head-up Display		X	o	



Type		Sonata 2.0	Sonata 2.5	
Comfort & Safety	Auto Light Control	o	o	
	Air Bag	Driver	o	o
		Passenger	o	o
		Front Seat Side	×	o
		Curtain	×	o
	Seat Belt	Front	3-Point ELR x 2 with Pretensioner and Force Limiter	3-Point ELR x 2 with Pretensioner and Force Limiter
		Rear	3-Point ELR x 3	3-Point ELR x 3
	ISOFIX Child Seat Anchors	o	o	
	Electronic Stability Control (ESC)	o	o	
	Hill-Start Assist Control (HAC)	o	o	
	Traction Control System (TCS)	o	o	
	Rear Occupant Alert	o	o	
	Parking Sensor	Front & Rear	Front & Rear	
	Auto Cruise Control	o	o	
	Steering Wheel Switches	o (Audio + MID + Voice Control + Cruise Control)	o (Audio + MID + Voice Control + Cruise Control)	
	Paddle Shifters	o	o	
	Trip Computer	o	o	
Seat Belt Warning	o (D Only)	o (D Only)		
Battery Charger	Wireless & USB	Wireless & USB		
AVN	Audio	AM/FM Radio	o	
		MP3	o	
		Screen	8" Display	
		Floating Screen	o	
	Connectivity	USB/AUX	o	
		Bluetooth	w/ Voice Recognition	
	Camera	Rear View Camera	w/ PG-Dynamic guidelines	
Number of Speakers	6	6		
Antenna	Shark Fin	Shark Fin		
Heater & Air Conditioner	Air Conditioner	Dual Zone Automatic Climate Control	Dual Zone Automatic Climate Control	
	Auto Defogger	o	o	
	Rear AC Ventilation	o	o	
Wiper	Rain-sensing Wipers	o	o	

- The above values are results from internal testing and are subject to change after validation.
- Some of the equipment illustrated or described in this catalogue may not be supplied as standard equipment and may be available at extra cost.
- Hyundai Nishat Motor (Private) Limited reserves the right to change specifications and equipment without prior notice.
- The color plates shown may vary slightly from the actual colors due to the limitations of the printing process.
- Please consult your dealer for full information and availability on colors and trims.










Dealer stamp

 **Hyundai Nishat Motor (Private) Limited**

1-B, Aziz Avenue, Canal Bank Road, Gulberg V, Lahore

Phone +92-42-111 111 466, [www.hyundai-nishat.com](http://www.hyundai-nishat.com)

[info@hyundai-nishat.com](mailto:info@hyundai-nishat.com)